


Prescribed by the National Curriculum & Textbook Board
as a Textbook for Class One from the academic year 2013

ENGLISH FOR TODAY



Writers

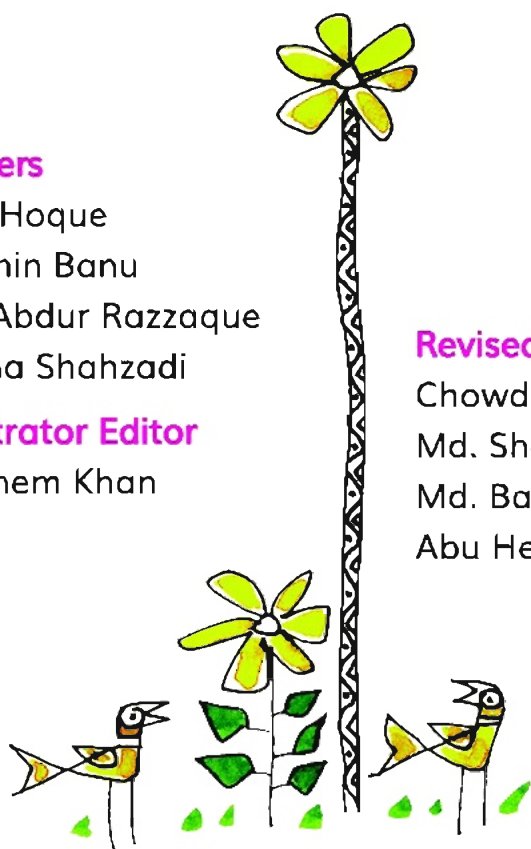
M S Hoque
Yasmin Banu
Md Abdur Razzaque
Naina Shahzadi

Illustrator Editor

Hashem Khan

Revised by

Chowdhury Musarrat Hossain Juberi
Md. Shaiduzzaman
Md. Babul Akhter
Abu Hena Mashukur Rahman



National Curriculum and Textbook Board, Bangladesh

Published by
National Curriculum & Textbook Board
69-70, Motijheel Commercial Area, Dhaka 1000

All rights reserved by the publisher

First Edition : 2012
Revised Edition : October, 2015
Reprint : , 2016

Design
National Curriculum and Textbook Board, Bangladesh

প্রাথমিক ও গণশিক্ষা মন্ত্রণালয়ের অধীন তৃতীয় প্রাথমিক শিক্ষা উন্নয়ন কর্মসূচির আওতায়
গণপ্রজাতন্ত্রী বাংলাদেশ সরকার কর্তৃক বিনামূল্যে বিতরণের জন্য

Printed by:

Preface

The Primary Curriculum has been revised in the light of the National Education Policy 2010 which emphasizes learning English as an international language for communicating locally and globally. The 'English for Today' textbooks have been developed to help students attain competencies in all four language skills in English through meaningful and enjoyable activities. Emphasis has been given to listening and speaking skills as the foundation on which to develop reading and writing skills. Topics and themes have been selected in a way that would not only help students address the needs of real-life situations, but would also inculcate human values in them as well as broaden their mental horizon. Grammar points and planned activities to develop students' competence in all four language skills have been presented within contexts in a systematic and graded way.

The 'English for Today' textbook is accompanied by a Teacher's Edition. However, we are aware that to conduct teaching and learning of English most effectively and fruitfully, particularly at the primary stage the textbook needs to be complemented with audio-visual materials. We sincerely hope to do so in the near future.

Curriculum development is a continuous process. Textbook is developed based on curriculum. To make the young learners interested, enthusiastic and dedicated, Bangladesh Awami League Government under the dynamic leadership of the Honourable Prime Minister Sheikh Hasina has taken initiatives to change the textbooks into four colours, and make interesting, sustainable and distributed free of cost since 2009. The distribution of textbooks for all Students of Pre-primary, Primary, Secondary, Ibtedia, Dhakil, Dhakhil Vocational and S.S.C Vocational level have been taken free of cost across the country which is a historical initiative of the present government. In this continuation, NCTB has developed and printed textbooks with quality papers and four colours illustration according to revised curriculum within a short time in this year as well.

It is to be mentioned here that this textbook was tried out during the school calendar year of 2013 in 32 Government primary schools in different locations throughout the country to ensure its appropriateness to the students. The contents and the illustrations have been refined based on the feedback of the try-out and on critical review. I offer my sincere thanks to all concerned in this complex and significant process.

I also sincerely thank all who have been involved with the production and publication of this textbook.

Professor Narayan Chandra Saha

Chairman

National Curriculum and Textbook Board, Bangladesh

নির্দেশনা

আমাদের শিক্ষা-ব্যবস্থায় প্রাথমিক স্তর থেকেই বিদ্যালয়ে ইংরেজি শেখানো বাধ্যতামূলক করা হয়েছে যেন ছোটবেলা থেকেই শিক্ষার্থীরা শ্রেণিকক্ষে ইংরেজি ভাষা চর্চার মাধ্যমে ক্রমান্বয়ে ওই ভাষার চারটি দক্ষতা অর্থাৎ শুনে বুঝতে, বলতে, পড়তে ও লিখতে পারে। এর ফলে শিক্ষার্থীরা ভবিষ্যতে বিশ্বায়নের এই যুগে বিভিন্ন পরিস্থিতিতে সহজ ও স্বাভাবিকভাবে ইংরেজি ভাষা ব্যবহার করে অপরের সঙ্গে ভাব বিনিময় করতে সক্ষম হবে।


আমাদের মনে রাখতে হবে শিক্ষার্থীরা সেই ভাষাটিই আয়ত্ত করতে সক্ষম হবে যে ভাষা তারা সবসময় তাদের চারপাশে শোনে। তাই ইংরেজি ভাষা শিখতে হলে একজন শিক্ষার্থীর জন্য প্রচুর ইংরেজি শোনা আবশ্যিক। একজন শিক্ষকই পারেন শ্রেণিকক্ষে শিক্ষার্থীদের জন্য এই সুযোগ করে দিতে।

শিক্ষক প্রতিদিনের প্রয়োজনীয় কিছু অভিব্যক্তি যেমন greetings, farewells, commands and instructions ইত্যাদির ব্যবহার ইংরেজি ভাষায় শ্রেণিকক্ষে নিয়মিত সম্পন্ন করবেন এবং তার মাধ্যমে শিক্ষার্থীদের সেই সব ইংরেজি শোনা ও বলার চর্চার সুযোগ করে দেবেন।

পাঠ্যপুস্তকের ছড়া, কবিতা, গল্প, কথপোকথন ও অন্যান্য বেশির ভাগ বিষয়বস্তুই শিক্ষক প্রথমে জোরে স্পষ্ট ও শুদ্ধ উচ্চারণে এবং কণ্ঠস্বরের সঠিক ওঠানামা (intonation) ব্যবহার করে পড়ে শোনাবেন। শিক্ষার্থীরা তা অনুসরণ করে বলার মাধ্যমে উল্লিখিত বিষয়গুলো আয়ত্ত করতে পারবে।

English For Today পাঠ্যপুস্তকের পাঠভিত্তিক শিখন-শেখানো কার্যাবলি শ্রেণিকক্ষে কার্যকর করার সময় শিক্ষার্থীরা যেন পরস্পর বিভিন্নভাবে interact করতে পারে, শিক্ষক তা অবশ্যই নিশ্চিত করবেন। এই উদ্দেশ্যে শিক্ষক শিক্ষার্থীদের দিয়ে pairwork, groupwork, chain drill, role play ইত্যাদি করাবেন।

অনেক সময় শিক্ষকের মনে প্রশ্ন জাগে যে ক্লাসে কতখানি বাংলা ব্যবহার করা যাবে। শিক্ষকদের মনে রাখা প্রয়োজন, তিনি শ্রেণিকক্ষে যতবেশি ইংরেজি বলবেন, শিক্ষার্থীরা ততবেশি ইংরেজি শুনবে ও তা আয়ত্ত করতে সক্ষম হবে। তবে অনেক সময় দেখা যায় যে, শিক্ষকের ইংরেজিতে বলা নির্দেশনা শিক্ষার্থীরা বুঝতে পারছে না। তখন শিক্ষক একবার বাংলায় পরিষ্কারভাবে বুঝিয়ে দেবেন এবং সঙ্গে সঙ্গে একই নির্দেশনা অবশ্যই ইংরেজিতে পুনরাবৃত্তি করবেন। এর ফলে বাংলায় যা বলা হলো তা ইংরেজিতে যে ওইভাবে বলা যায়, শিক্ষার্থীরা তা নিজের অজান্তেই বুঝতে শিখবে।



Contents

Unit	Page	Unit	Page
1	Greetings, Pre-writing and alphabet song	2	16
2	Introductions, Letter A	4	17
3	Saying goodbye, Letter B	6	18
4	Numbers, Letter C	8	19
5	Commands, Letter D	10	20
6	Numbers, Letter E	12	21
7	Rhyme, Review (A-E)	14	22
8	What's this?, Letter F	16	23
9	Numbers, Letter G	18	24
10	Rhyme, Letter H	20	25
11	Commands, Letter I	22	26
12	Numbers, Letter J	24	27
13	Rhyme, Review (A-J)	26	28
14	Review (1-5), Letter K	28	29
15	Numbers, Letter L	30	30
			Commands, Letter M
			Rhyme, Letter N
			Numbers, Letter O
			Where do they live?, Review (A-O)
			Numbers, Letter P
			Rhyme, Letters Q and R
			In the village, Letter S
			In the room, Letter T
			Numbers, Review (A-T)
			Rhyme, Letter U
			Numbers, Letter V
			Rhyme, Letter W
			Numbers, Letters X and Y
			Letter Z, Review (A-Z)
			Alphabet song




Greetings

Lessons 1-3

A. Look, listen and say.



B. Look, listen and say.



C. Listen, say and do.

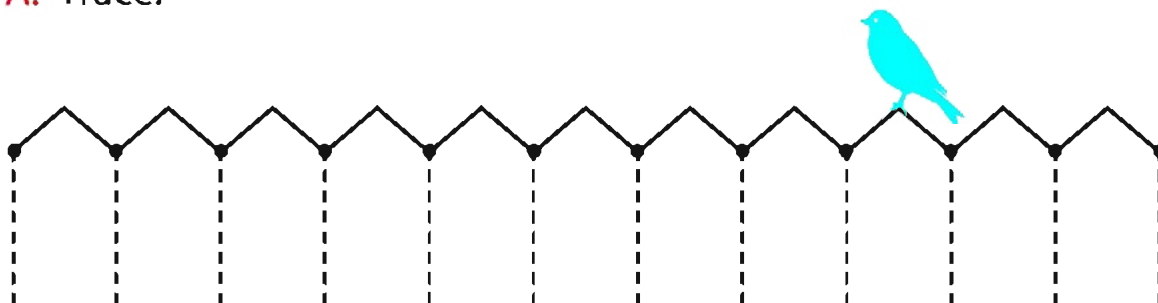


Pre-writing and alphabet song

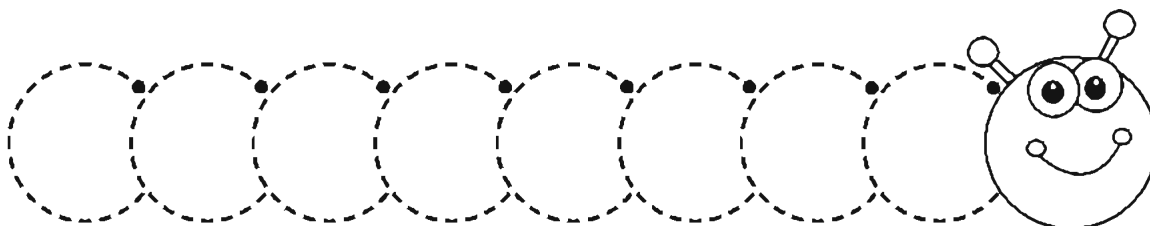
Lessons 4-6



A. Trace.



B. Trace.



C. Listen, say and sing.

a b c d e f g
h i j k l m n o p
q r s t u v
w x y z

Now I know my a b c,

Next time sing along with me!



Introductions

Lessons 1-3

A. Look, listen and say.



B. Look, listen and say.



C. Listen, say and do.


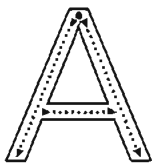


Alphabet

Lessons 4-6



A. Look, listen and say. Trace in the air.

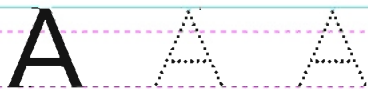


apple




ant

B. Say and read. Trace and write.



C. Say, trace and write.



a p p l e

_ p p l e

a n t


_ n t



Saying goodbye

Lessons 1-3

A. Look, listen and say.



B. Look, listen and say.



C. Rhyme. Look, listen and say .

Goodbye, goodbye!
It's the end of the day.
Goodbye, goodbye!
Now it's time to play!



Alphabet

Lessons 4-6



A. Look, listen and say. Trace in the air.

B b



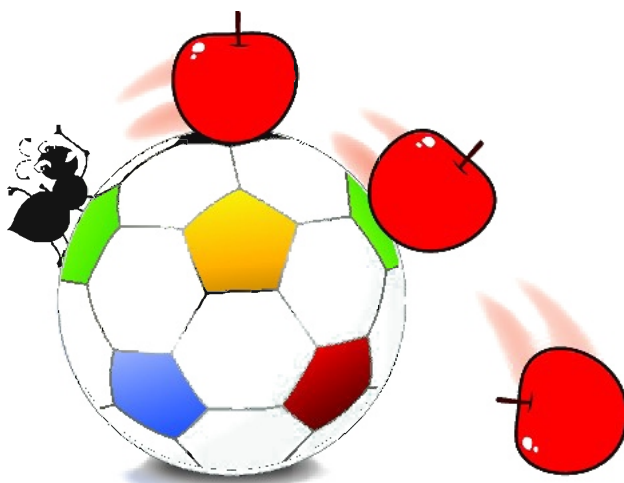
ball

B. Say and read. Trace and write.

B B B

b b b

C. Say, trace and write.



ball

all


ll



Numbers

Lessons 1-3


A. Look, listen and say. Trace in the air. Count.



B. Say and read. Trace and write.

1	1	1					
2	2	2					

C. Count, trace and write.





balls




ants



ball



ant



apples

Alphabet

Lessons 4-6



A. Look, listen and say. Trace in the air.



cap




cat

B. Say and read. Trace and write.



C. Say, trace and write.



cap

ap

p

cat

at

t



Commands

Lessons 1-3

A. Look, listen and say.



window



door



chair



floor



table



book



pencil



bag

B. Look, listen and say.



Stand up.



Sit down.



Go to the door.



Point to the window.

C. Rhyme. Listen, say and do.

Stand up. Sit down. Point to the floor.

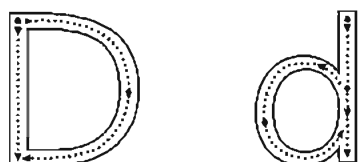
Point to a book. Go to the door.

Alphabet

Lessons 4-6



A. Look, listen and say. Trace in the air.




dog

B. Say and read. Trace and write.



C. Say, trace and write.



 dog

 og

 og



Numbers

Lessons 1-3

A. Look, listen and say. Trace in the air. Count.




1 2 3



B. Say and read. Trace and write.

3	3	3					
1	2	3	1	2			

C. Count, trace and write.

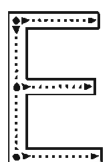


Alphabet

Lessons 4-6



A. Look, listen and say. Trace in the air.



elephant



egg

B. Say and read. Trace and write.

E E E

e e e

C. Say, trace and write.



e l e p h a n t

_ l _ p h _ a n t

_ l _ p h _ n t

e g g _ g g



Rhyme

Lessons 1-3

A. Look, listen and say.



tiger



stream

B. Rhyme. Look, listen and say.

3 little tigers sitting by a stream.

Mushfiq, Shakib, and Tamim.



Bye bye Mushfiq. Bye bye, Tamim.



1 little tiger sitting by a stream.

C. Say and do.

Alphabet

Lessons 4-6



A. Say, trace and match.



B. Say and match the pictures with the first letters.



a

b

c

d

e



C. Write the capital letter.

a ____

b ____

c ____

d ____


e ____



What's this?

Lessons 1-3

A. Look, listen and say.



B. Look, listen and say.



C. Pairwork. Point and say.



Alphabet

Lessons 4-6



A. Look, listen and say. Trace in the air.

F

f



fish

B. Say and read. Trace and write.

F

F

F

f

f

f

C. Say, trace and write.



fish

fish

fish




Numbers

Lessons 1-3

A. Look, listen and say. Trace in the air. Count.


1 2 3 4



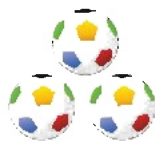
B. Say and read. Trace and write.

4	4	4					
1	2	3	4				


C. Count, trace and write.



caps



balls



apples



dog



cats



eggs

Alphabet

Lessons 4-6



A. Look, listen and say. Trace in the air.

G

g



goat

B. Say and read. Trace and write.

G

G


G

g

g

g

C. Say, trace and write.



goat

oat


ot




Rhyme

Lessons 1-3

A. Look, listen and say.



right



left



ground



sky




bird

B. Rhyme. Look, listen and say.



Look left.
Look right.
Say hello.



Look at the ground.
Look at the sky.



Look at the bird.
Say goodbye!



C. Say and do.

Alphabet

Lessons 4-6



A. Look, listen and say. Trace in the air.



hen

B. Say and read. Trace and write.



C. Say, trace and write.



h e n

 e n

 n



Commands

Lessons 1-3

A. Look, listen and say.



open



close



show me

B. Listen and say.



Open the window.



Close the door.



Show me your bag.

C. Say and match.



Open your bag.
Show me your book.




Alphabet

Lessons 4-6



A. Look, listen and say. Trace in the air.




i nsects

B. Say and read. Trace and write.



C. Say, trace and write.



i nsects

_ n s _ e _ c _ t _ s

_ n s _ _ t _ s



Numbers

Lessons 1-3

A. Look, listen and say. Trace in the air. Count.

1 2 3 4 5



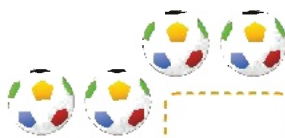
B. Say and read. Trace and write.

5	5	5					
1	2	3	4				

C. Count, trace and write.



eggs




balls



goat



dogs



hens



cats

Alphabet

Lessons 4-6



A. Look, listen and say. Trace in the air.

J

j




jar

B. Say and read. Trace and write.

J J J

j j j

C. Say, trace and write.



jar

ar

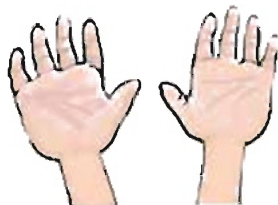
r



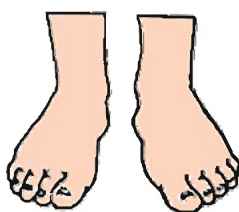
Rhyme

Lessons 1-3

A. Look, listen and say.



hands



feet



eyes



head

B. Rhyme. Look, listen and say.

2 hands go
clap, clap, clap.



2 eyes are
open wide.



2 feet go
tap, tap, tap.



1 head goes
side to side.



C. Groupwork. (Say and do.)

Alphabet

Lessons 4-6



A. Trace and match.

A B C D E F G H I J




c a b f d e i g j h

B. Trace. Write the missing letters.

A _ C _ _ F G _ _ J

_ b _ d e _ _ h i j

C. Say. Write the first letter.






Numbers

Lessons 1-3

A. Count. Join the dots. Colour.



B. Say and act the tiger rhyme from page 14.

C. Write the missing numbers.

—	2	—	4	—
---	---	---	---	---

5	4	—	—	—
---	---	---	---	---

Alphabet

Lessons 4-6




A. Look, listen and say. Trace in the air.

K

k



kite




kettle

B. Say and read. Trace and write.

K K K

k k k

C. Say, trace and write.



kettle

__ettle__

__ttl__

kite __ite__ t__



Numbers

Lessons 1-3

A. Look, listen and say. Trace in the air. Count.

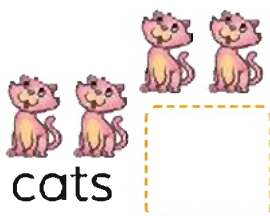

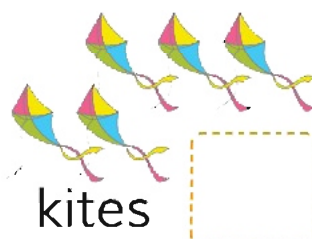


1 2 3
4 5 6



B. Say and read. Trace and write.

6	6	6					
1	2	3	4	5			

C. Count, trace and write.

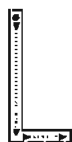


Alphabet

Lessons 4-6



A. Look, listen and say. Trace in the air.



lamp

B. Say and read. Trace and write.



C. Say, trace and write.



l a m p

l a m p

l a m p



Commands

Lessons 1-3


A. Look, listen and say.



draw



take



come

B. Match the pictures with the sentences.

Draw a dog.



Take your bag.



Come here.



C. Listen, say and do.

Stand up. Sit down. Go to the window. Point to the door.

Alphabet

Lessons 4-6



A. Look, listen and say. Trace in the air.

M

m



moon

B. Say and read. Trace and write.

M M M

m m m

C. Say, trace and write.



moon

__oon

__oon



Rhyme

Lessons 1-3

A. Look, listen and say.



rain



go away



play

B. Rhyme. Look, listen and say.



Rain, rain, go away.
Come again another day.
Little children want to play.
Rain, rain, go away.



C. Groupwork. (Say and do.)

Alphabet

Lessons 4-6



A. Look, listen and say. Trace in the air.

N

n




net

B. Say and read. Trace and write.

N N N

n n n

C. Say, trace and write.



n e t

 e t

 t




Numbers

Lessons 1-3

A. Look, listen and say. Trace in the air. Count.

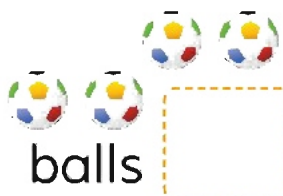

1 2 3 4
5 6 7



B. Say and read. Trace and write.

7	7	7					
1	2	3	4	5	6		

C. Count, trace and write.

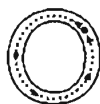
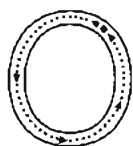


Alphabet

Lessons 4-6



A. Look, listen and say. Trace in the air.



B. Say and read. Trace and write.



C. Say, trace and write.



 X

 X

 X




Where do they live?

Lessons 1-3

A. Look, listen and say.



crow



pond






tree



plant

B. Say. Listen and point.



C. Where do they live? Think and match.




Alphabet

Lessons 4-6



A. Join the dots.



B. Say the words for the pictures. Circle the first letter of the word.



g g e



d g o



e h n



a b g

C. Write the letters to make words. Use the letters in Activity B.









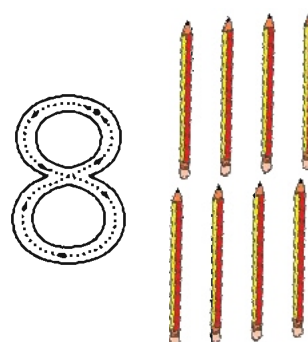


Numbers

Lessons 1-3

A. Look, listen and say. Trace in the air. Count.

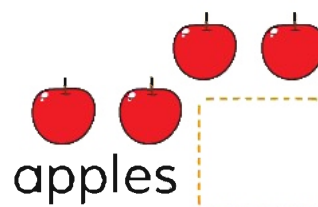

1 2 3 4
5 6 7 8



B. Say and read. Trace and write.

8	8	8					
1	2	3	4	5	6	7	—
—	—	—	—	—	—	—	—

C. Count, trace and write.



Alphabet

Lessons 4-6



A. Look, listen and say. Trace in the air.

P p




pencil

B. Say and read. Trace and write.

P P P

p p p

C. Say, trace and write.



pencil

encil



Rhyme

Lessons 1-3

A. Look, listen and say.



black



white



brown



red

B. Rhyme. Look, listen and say.



Counting Cats

1 cat, 2 cats.

Brown cat, white cat.

3 cats, 4 cats.

Black cat, red cat.


Count the cats at the door.

1, 2, 3, 4!

C. Ask and answer.

What is it?

What colour is it?



Alphabet

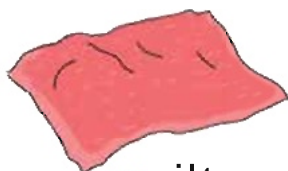
Lessons 4-6



A. Look, listen and say. Trace in the air.

Q

q



quilt

Rr



rat

B. Say and read. Trace and write.

Q

Q

R

R


q

q

r

r

C. Say, trace and write.



quilt

rat

quilt

rat

u t


t



In the village

Lessons 1-3

A. Look, listen and say.



cow



tub




tubewell



kitten

B. Name the things in the picture.



C. Think and say. Name the things outside your house.

Alphabet

Lessons 4-6



A. Look, listen and say. Trace in the air.

S

S



sun

B. Say and read. Trace and write.

S

S

S

S

S

S

C. Say, trace and write.



sun

un

u



In the room

Lessons 1-3

A. Look, listen and say.



coat



pot



cot



dish

B. Name the things in the picture.



C. Say the words for the pictures. Match the pictures of rhyming words.




Alphabet

Lessons 4-6



A. Look, listen and say. Trace in the air.



tap

B. Say and read. Trace and write.



C. Say, trace and write.



tap

ap




Numbers

Lessons 1-3

A. Look, listen and say. Trace in the air. Count.


1 2 3 4 5
6 7 8 9




B. Say and read. Trace and write.

9	9	9					
1	2	3	4	5	6	7	8


C. Count, trace and write.




pencils



ants



fishes



apples



eggs



bags

Alphabet

Lessons 4-6



A. Write the next letter.

a _ e _ i _ l _

o _ q _ r _ s _

B. Say the words for the pictures. Say the sound of the first letter of the word. Match the picture and its first letter.



r

n

s

t

C. Write the letters to make words.











Rhyme

Lessons 1-3

A. Look, listen and say.



phone



cat in a hat



rat on a mat

B. Rhyme. Look, listen and say.

Ring... ring... It's the phone!

Hello! Hello!

I'm a rat on a mat.

Is this the cat?

I'm a cat in a hat.

But I'm not at home!



C. Say and do.

Alphabet

Lessons 4-6



A. Look, listen and say. Trace in the air.



umbrella

B. Say and read. Trace and write.



C. Say, trace and write.



umbrella

mbrella

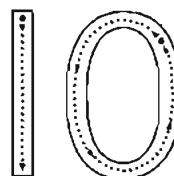


Numbers

Lessons 1-3

A. Look, listen and say. Trace in the air. Count.

1 2 3 4 5
6 7 8 9 10




B. Say and read. Trace and write.

10	10	10							
1	2	3	4	5	6	7	8	9	

C. Count, trace and write.




pencils



ants



eggs



goats



cats



fishes

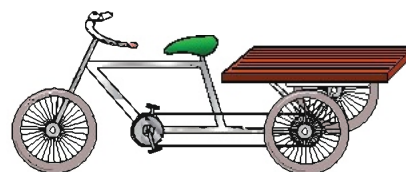


Alphabet

Lessons 4-6



A. Look, listen and say. Trace in the air.



van

B. Say and read. Trace and write.



C. Say, trace and write.



van

an



Rhyme

Lessons 1-3

A. Listen and say.




put on



shoe



stick




pick up


B. Rhyme. Look, listen and say.



1, 2,
Put on your shoe.




3, 4,
Close the door.



5, 6,
Pick up sticks.

7, 8,
Lay them straight.

9, 10,
Draw a hen.



C. Say and do.

Alphabet

Lessons 4-6



A. Look, listen and say. Trace in the air.

W

w



water

B. Say and read. Trace and write.

W W W

w w w

C. Say, trace and write.



water


ater



Numbers

Lessons 1-3

A. Count. Join the dots.



B. Rhyme. Look, listen and say.

1, 2, 3, 4, 5

Count the fish from 1 to 5.

6, 7, 8, 9, 10

Count the fish from 1 to 10!



C. Write the missing numbers.

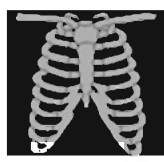

1			4		6			9	
---	--	--	---	--	---	--	--	---	--

Alphabet

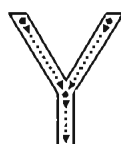
Lessons 4-6



A. Look, listen and say. Trace in the air.



x-ray



yoke

B. Say and read. Trace and write.



C. Say, trace and write.



x-ray

-ray

-

yoke

oke



Alphabet

Lessons 1-3

A. Look, listen and say. Trace in the air.

Z

z



zebra

B. Say and read. Trace and write.

Z Z Z

z z z

C. Say, trace and write.



zebra

zebra

Alphabet

Lessons 4-6



A. Write the capital or small letter.

A__	B__	__c	__d	E__	F__
__g	__h	I__	J__	K__	L__
__m	__n	O__	P__	Q__	R__
S__	T__	__u	V__	W__	__x
__y	__z				

B. Say the alphabet. Say the sound for each letter.

C. Write the letters to make words. Say the words.





Alphabet song

Lessons 1-3

A. Say the alphabet. Sing the alphabet song.

a b c d e f g
h i j k l m n o p
q r s t u v
w x y z


Now I know my a b c,

Next time sing along with me!

B. Look at the picture. Say the word. Say the first sound.



C. Say the letter sounds. Say a word starting with each letter.



Vocabulary

A a

and
are
along
air
ant
apple
alphabet
act
again
another
activity
at
ask
answer

B b

ball
book
bag
bye
bird
black
brown
but

C c

count
cat
cap
command
chair
capital
close
clap
colour
come
children
crow
circle
cow
coat
cot

D d

do
day
door
dog
dot
draw
dish

E e

elephant
egg
eye
each

F f

fine
floor
first
fish
feet
from
for

G g

good morning
good
greetings
goodbye
go
goat
ground
go away



H h

here
home
How are you?
how
hello
hen
hand
head
house
hat
home

I i

it
insects
in
is

J j

jar
join

K k

kite
know
kettle
kitten

L l

look
listen
lesson
little
left
lamp
live
lay

M m

morning
my
me
match
missing
moon
make
mat

N n

now
next
name
number
net
not

O o

open
ox
outside

P p

play
pencil
point
picture
pair work
page
pond
plant
pot



phone
put on
pick up

Q q
quilt

R r
read
rhyme
right
rain
red
rat
room
ring

S s
say
student
song
sing
stand up
sun
sit down

stream
sky
show
side
sentence
sound
shoe
stick
straight
small
starting

T t
teacher
thank
trace
time
the
table
tiger
this
tap
take
tree
they

think
tub
tubewell
things
them

U u
unit
use
umbrella

V v
van

W w
with
what
write
window
wide
want
where
word
white
water



X x

x-ray

Y y

you

your

yoke

Z z

zebra

The End

